

A photograph of a man and a young boy sitting at a desk, looking down at an open book. The boy is on the left, wearing a dark blue button-down shirt, and is holding a yellow pencil. The man is on the right, wearing a light blue and white striped button-down shirt, and is pointing at the book with his right hand. He is wearing a silver watch and a gold ring. The background is a blurred indoor setting with light coming from a window.

FAMILY CONVERSATIONS ABOUT THE FUTURE

READY WA



你好

HALLO

안녕

HOLA

नमस्ते

CIAO

γεια

HELLO

Bienvenu

BIENVENIDO

welcome

こんにちは

привет

BONJOUR

مرحبا

OLÁ



FAMILY CONVERSATIONS FOR THE FUTURE

WHAT DOES THE TOOL DO?

- **This tool provides guidance for families who wish to have conversations with their student about their plans after high school.**
- **It was co-created with a small group of parents and students representing various ethnicities and languages.**
- **The tool walks parents and students through a series of topics to help guide the conversation.**
- **Each stop in the student's journey focuses on a different topic and has instructions for how parents can introduce them to their students.**

FAMILY CONVERSATIONS FOR THE FUTURE

- The topics include exploring their values, interests, who can help them, and steps they can take to reach their dreams.
- Families can choose the pace of the conversation.
- Families and students can talk about each topic, and then allow time in between to think, ask questions, and come up with a plan.



FAMILY CONVERSATIONS FOR THE FUTURE

As they follow the tool, families can:

- Choose one or two topics at once **OR** choose a topic based on their student's grade level.

At the end of each topic:

- There is a worksheet for families to take notes and share progress.
- Parents can make activities **FUN** by offering a prize after a student completes each topic.



A winding road with a car and numbered location pins. The road is dark blue with white dashed lines. A yellow car is driving on the road. There are five numbered location pins: 1 (red), 2 (pink), 3 (blue), 4 (green), and 5 (dark blue). The pins are placed along the road. The background is white with some abstract shapes in red, orange, and green.

OVERVIEW

- 1 - How to start the conversation**
- 2 - Connecting student interests to careers**
- 3 - Exploring relationships**
- 4 - Planning for the future**
- 5 - What path will you take?**



How to start the conversation



HOW TO START THE CONVERSATION



- *Focus on your student's **DREAMS***
- ***ENCOURAGE** new experiences*
- ***BE CURIOUS! ASK QUESTIONS!***
- ***KEEP IT SIMPLE** – Allow time for them to **THINK***
- ***TRUST** their ideas*

Instructions:

Parents - use these ideas to start a conversation about your student's future.

FAMILY

FREEDOM

VOLUNTEERING

HAPPINESS

CULTURE

HOME

FAITH



TRAVEL

WORK

ADVENTURE

the

future

Instructions:

ASK: Which values would you choose? What would you add that is important to you?



Instructions:
***Now that you know your
student's values, ASK:***

What do you like to do? Why?

Where do you spend most of your time?




Instructions:

Now that you have talked to your student about what they value, keep track of your conversation by writing down their answers to these questions.

Starting the Conversation:

What do you like to do? How do you spend your time?



Don't forget to go back to the slides in each section to guide you.



An illustration on the left side of the slide. It features a dark blue, winding road with white dashed lines. An orange car is driving on the road. Above the car is a pink location pin with a white circle containing the number '2'. The background is light beige with abstract orange and red shapes in the top corners.

2

**Connecting
student interests
to careers**

HOW TO TURN YOUR INTERESTS INTO A CAREER



Example 1:
Love to
Communicate

Sales

Reporter

Journalist

Writer

Public Relations

Radio Talkshow Host

Digital Advertising



Instructions:

Parents - These next slides are about how to connect your student's interests to possible careers and jobs.

What kind of careers do you think are best for you?

What kind of careers do you think are best for you?

Nurse

Therapist

School Counselor

Child Care Provider

Teacher

Social Worker

**Example 2:
Caring for
People**



What kind of careers do you think are best for you?

Cartoonist

Art Teacher

Graphic Designer


Animator

Photographer

Fashion Designer

Architect

**Example 3:
Making Art**



What kind of careers do you think are best for you?



**Example 4:
Problem
Solver**

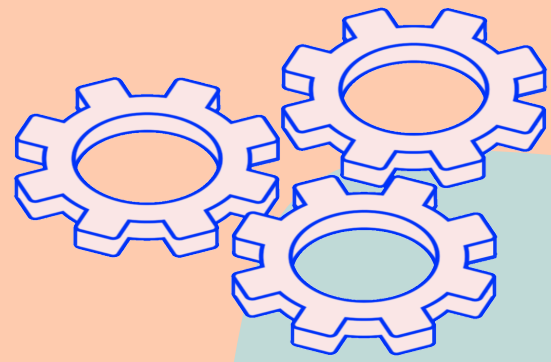
Engineer

Physicist

Math Teacher

Accountant

**Computer
Programmer**



Mechanic

Carpenter

Electrician

Welder

**Construction
Manager**

Technician

*What kind of careers do you
think are best for you?*

Instructions:

Keep track of your conversation by writing down their interests and careers connected to them.



Connecting Student Interests to Careers:

Interests

A large, empty light grey rectangular box for writing interests.

Careers connected to these interests

A large, empty light grey rectangular box for writing careers connected to the interests.




Don't forget to go back to the slides in each section to guide you.

Exploring relationships



TALK TO THE PEOPLE IN YOUR LIFE



COMMUNITY

FAMILY

NEIGHBORS

FAITH MEMBERS

MENTORS

TEACHERS



Who do you text, email, or call if you need help?

Who supports you?

Instructions:

Help your student think about who in their life can help them understand and learn about different jobs.

Instructions:

Encourage your student to talk to others about their jobs.

Are you happy at your job? Why?

What would you change about your job?

What education do you need for your type of work?

How can I learn more about this job?



Instructions:

- ***Track your conversation with your student by writing down the names and jobs of people they know.***
- ***Encourage your student to talk with them about their jobs and use the second box to write down what they learned.***



Exploring Relationships:

Who supports you?

Ex: Family, teachers, faith, community, etc.

A large, empty gray rectangular box intended for the student to write down the names and jobs of people who support them.

Ask them about their jobs - What do they like about it?

What would they change?

A large, empty gray rectangular box intended for the student to write down what they learned from talking to the people they identified.

Don't forget to go back to the slides in each section to guide you.



Planning for the future



IMAGINE YOURSELF IN 5 YEARS? 10 YEARS?

Family – Are you planning to have a family?

Home – Where do you live?

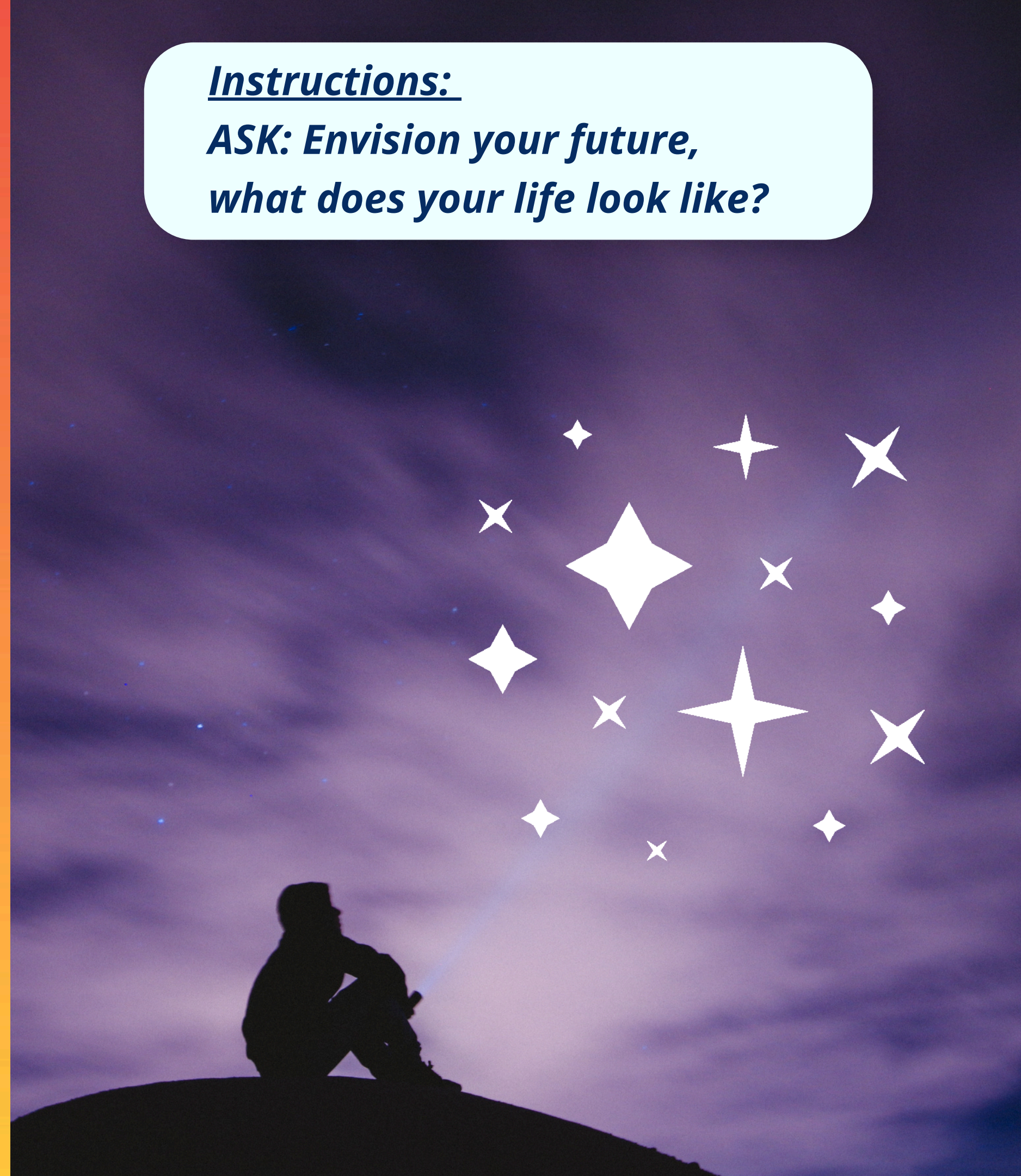
School – What do or did you study?

Work – What do you do for work?

Free Time – What do you do for fun?

Instructions:

***ASK: Envision your future,
what does your life look like?***



PAYING FOR YOUR LIVING EXPENSES

Instructions:

- *The example below shows possible cost of living in King County.*
- *ASK: Now that you shared what you want for your future, have you thought about what it will cost you?*



**What it costs for family
of four in King County (WA)**

\$109,434

per year

\$9,119

per month

🏠 **Housing:** \$1,952/month

🍽️ **Food:** \$964/month

👶 **Child care:** \$1,841/month

🚗 **Transportation:** \$1,246/month

🏥 **Health care:** \$1,035/month

🛒 **Other necessities:**

\$1,057/month

💰 **Taxes:** \$1,025/month

PAYING FOR YOUR LIVING EXPENSES



Instructions:

More examples showing the cost of living in different parts of the country.

Scan the QR code to find more places in the country



What it costs for family of four in Spokane County (WA)

\$94,990

per year

\$7,916

per month

- 🏠 **Housing:** \$1,198/month
- 🍽️ **Food:** \$1,054/month
- 👨‍👩‍👧 **Child care:** \$1,614/month
- 🚗 **Transportation:** \$1,414/month
- 🏥 **Health care:** \$1,103/month
- 📦 **Other necessities:** \$797/month
- 💰 **Taxes:** \$735/month

What it costs for family of four in San Francisco County (CA)

\$148,624

per year

\$12,385

per month

- 🏠 **Housing:** \$3,275/month
- 🍽️ **Food:** \$1,197/month
- 👨‍👩‍👧 **Child care:** \$1,692/month
- 🚗 **Transportation:** \$892/month
- 🏥 **Health care:** \$1,493/month
- 📦 **Other necessities:** \$1,620/month
- 💰 **Taxes:** \$2,216/month

What it costs for family of four in Bronx County (NY)

\$115,612

per year

\$9,634

per month

- 🏠 **Housing:** \$1,675/month
- 🍽️ **Food:** \$839/month
- 👨‍👩‍👧 **Child care:** \$2,688/month
- 🚗 **Transportation:** \$538/month
- 🏥 **Health care:** \$1,518/month
- 📦 **Other necessities:** \$911/month
- 💰 **Taxes:** \$1,465/month

PAYING FOR YOUR FUTURE

Instructions:

Talk to your student about what salary they can earn based on their education choices.



Bachelor's (4yrs+)



Associate's (2yrs+)



**HS Diploma
\$44,700**

Example Jobs:

- HR Manager (\$121k)
- Registered Nurse (\$83k)
- Engineer (\$80k)

Example Jobs:

- Dental Hygienist (\$103k)
- Paralegal (\$53k)
- Medical Assistant (\$45k)

Example Jobs:

- Taxi Driver
- Restaurant Cook
- Delivery Truck Driver

Instructions:

- *It is important for students to understand the connection between their desired careers and their finances.*
- *Keep track of their learning by filling out each box.*

Example: Career of interest: Medical Assistant **Annual Income:** \$52,000/year

Education requirements: Post-secondary certificate



Planning for the Future:

Careers of Interest

Possible Annual Income:

Educational Requirements:

(2yr/4yr Degree, Certification)



Don't forget to go back to the slides in each section to guide you.

**What path will
you take?**



Instructions:
Tell your student ...

***Many people think the path to success is a straight line.
But often it looks like this:***



***It's ok to try new things, it's all valuable experience.
You will get there.***



Now that you know what you want, what are your education options?

Instructions:

Talk to your student about the type of education/training they will need.



NEXT STEPS AFTER HIGH SCHOOL

Instructions:


Let's talk about what you will need to make an education and career action plan.

1



Who can help while you're in high school?

2




What information do you need?

3



How much will it cost?

4



What else do you need to get started?

5



Once you're there, how do you find support?



YOUR FUTURE!



Instructions:

Now that your student has thought about what path they might take, help them put together a plan of action.



What Path Will You Take? Next Steps After High School:

Who can help you?

What info do you need?

How much will it cost?



Don't forget to go back to the slides in each section to guide you.

NEXT STEPS - PARENT TIPS



***Continue to talk to your student
about their future.***

Continue to use the tool.

***Connect with your school
counselor or social worker.***

***Contact local organizations to learn
about resources & workshops.***

Ask questions!

Ready Washington is deeply grateful to the parents and students who contributed their time, experiences, and insights to this project. The group reviewed the tool multiple times and provided feedback about the text and visuals based on their lived expertise.



Rima Aljafar
Maria Socorro Campos
Gladis Clemente
Mazin Ghanim
Christelle Mbotika
David Nzuzi
Gloria Ramirez Santiago
Tool Design by Allina Hakim
Facilitation by Alma Villegas, AV Consulting

FOR MORE INFORMATION



**Scan the QR code or visit
www.readywa.org**

READY WA

Contact:

Rita Walker

Ready WA Communications Director

Rita@partnership4learning.org

READY WA

FAMILY CONVERSATIONS ABOUT THE FUTURE

PLANNING WORKSHEET

Student Name: _____

Instructions: PARENTS - Use this worksheet with your student(s) to keep track of their progress and needs.

1 **Starting the Conversation:**
What do you like to do? How do you spend your time?



2 **Connecting Student Interests to Careers:**
Interests *Careers connected to these interests*



3 **Exploring Relationships:**
Who supports you? *Ask them about their jobs - what do they like about it?*
Ex: Family, teachers, faith, community, etc. *What would they change?*



4 **Planning for the Future:** **Possible Annual Income:** **Educational Requirements:**
Careers of Interest *(2yr/4yr Degree, Certification)*



5 **What Path Will You Take? Next Steps After High School:**
Who can help you? *What info do you need?* *How much will it cost?*

