



**FAMILY CONVERSATIONS
ABOUT THE FUTURE**

READY WA



你好

HALLO

안녕

HOLA

नमस्ते

CIAO

HELLO

Bienvenu

γεια

こんにちは

привет

BONJOUR

مرحبا

OLÁ



BIENVENIDO

welcome

FAMILY CONVERSATIONS FOR THE FUTURE

This tool provides guidance for families to have conversations about students' plans after high school.

It was co-created with a small group of parents and students representing various ethnicities and languages.

Each stop in the student's journey focuses on a different topic, including their interests, who can help them, and steps they can take to achieve their dreams.

Families can choose the pace of the conversation and take time in between topics to think and explore.

A winding road with a car and five numbered location pins. The road is dark blue with white dashed lines and a grey border. An orange car is driving on the road. Five location pins are placed along the road, numbered 1 to 5. Pin 1 is red, pin 2 is pink, pin 3 is blue, pin 4 is green, and pin 5 is dark blue. The car is currently at pin 1.

OVERVIEW

1 - How to start the conversation

2 - Connecting student interests to careers

3 - Exploring relationships

4 - Planning for the future

5 - What path will you take?



How to *start* the conversation



HOW TO START THE CONVERSATION



- Focus on your student's **DREAMS**
- **ENCOURAGE** new experiences
- **BE CURIOUS! ASK QUESTIONS!**
- **KEEP IT SIMPLE** – Allow time for them to **THINK**
- **TRUST** their ideas

Instructions:

Parents: Use these ideas to start a conversation about your student's future.

FAMILY

Freedom


Volunteering

HAPPINESS

CULTURE



HOME



TRAVEL

FAITH

the

WORK

ADVENTURE

Instructions:

ASK: Which values would you choose? What would you add that is important to you?



Instructions:

Now that you know what your student values, ASK:

What do you like to do? Why?

Where do you spend most of your time?



Instructions:

Now that you have talked to your student(s) about what they value, keep track of your conversation by writing down their answers to these questions.

Starting the Conversation:

What do you like to do? How do you spend your time?

[Empty rectangular box for writing answers]



Don't forget to go back to the slides in each section to guide you.



2

Connecting student
interests to careers

HOW TO TURN YOUR INTERESTS INTO A CAREER



Example 1:
Love to communicate

Sales

Reporter

Journalist

• Writer

• Public Relations

Radio Talkshow Host

Digital Advertising



Instructions:

Parents - These next four slides are about how to connect their interests to possible careers and jobs.

What kind of careers do you think are best for you?

What kind of careers do you think are best for you?

Nurse

Therapist

School Counselor

Childcare Provider

Teacher

Social Worker

**Example 2:
Caring for
People**



What kind of careers do you think are best for you?

Example 3: Making Art

Cartoonist

• Art Teacher

• Graphic Designer

• Animator

• Photographer

Fashion Designer

Architect



What kind of careers do you think are best for you?



**Example 4:
Problem
Solver**

Engineer

Physicist

Math Teacher

Accountant

Computer
Programmer

Instructions:

Keep track of your conversation by writing down their interests and careers connected to them.



Connecting Student Interests to Careers:

Interests

Careers connected to these interests



Don't forget to go back to the slides in each section to guide you.

Exploring relationships



TALK TO THE PEOPLE IN YOUR LIFE



Who do you text, email, or call if you need help?

Who supports you?

Instructions:

Help your student think about who in their life can help them.

Community

Family

Neighbors

Faith Members

Mentors

Teachers

Instructions:

Encourage your student to talk to others about their jobs.

Are you happy at your job? Why?

What would you change about your job?

What skills are important for your type of work?



Instructions:

Keep track of your conversation by writing down the names and roles of those in their network. Encourage them to have conversations with them about their jobs and use the second box to write down what they learned.



Exploring Relationships:

Who supports you?

Ex: Family, teachers, faith, community, etc.

Ask them about their jobs - what do they like about it?

What would they change?



Don't forget to go back to the slides in each section to guide you.



Planning for the future



IMAGINE YOURSELF IN 5 YEARS? 10 YEARS

Family – Are you planning to have a family?

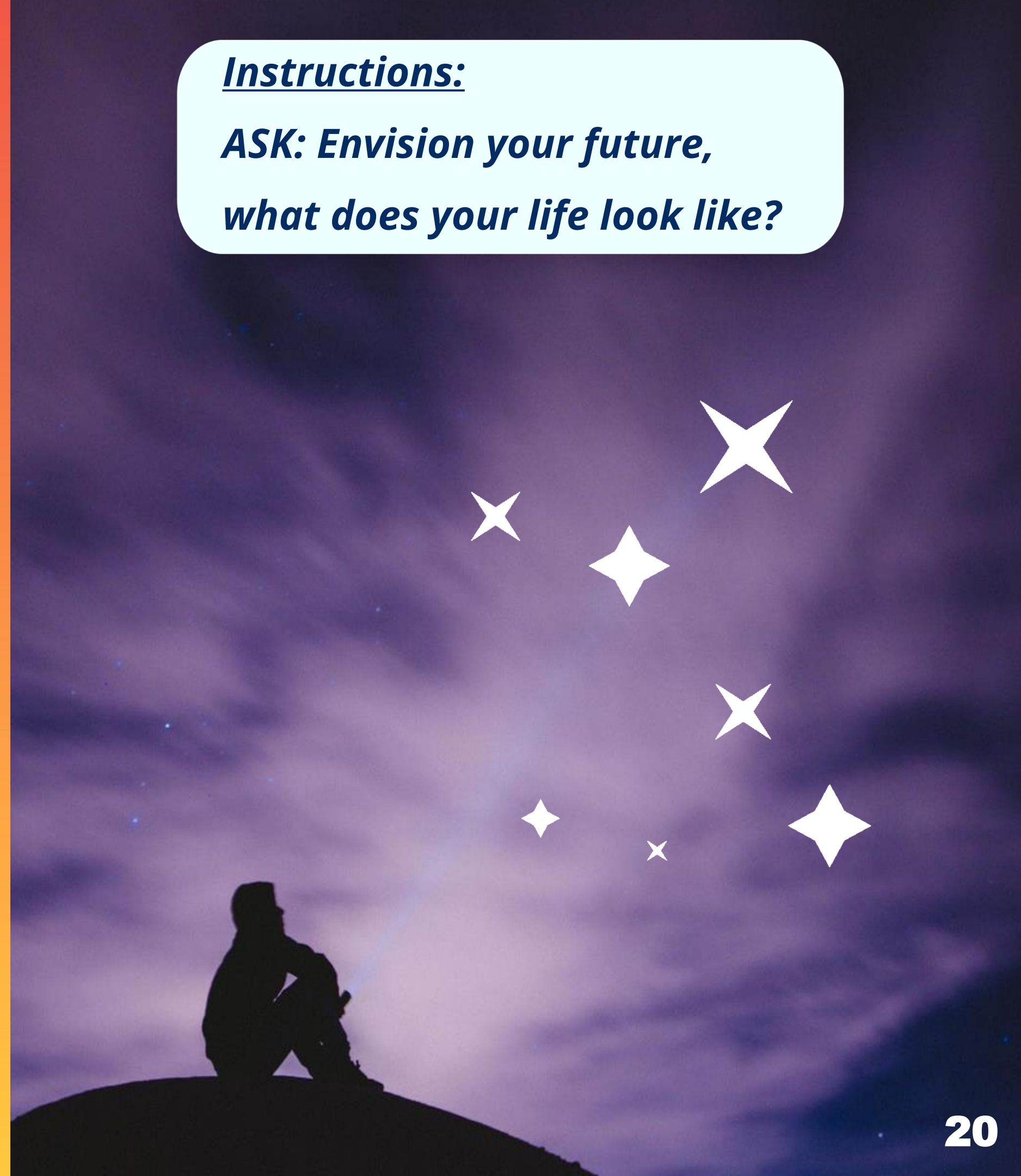
Home – Where do you live?

Work – What do you do for work?

Free Time – What do you do for fun?

Instructions:

***ASK: Envision your future,
what does your life look like?***



PAYING FOR YOUR LIVING EXPENSES



Instructions:

ASK: Do you know what it will cost to have the future you want? How do you pick where you want to live?

Scan the QR Code to Explore the Budget Map



What it costs for Family of 2 in King County (WA)

\$109,434

per year

\$9,119

per month

- 🏠 **Housing:** \$1,952/month
- 🍽️ **Food:** \$964/month
- 👶 **Child care:** \$1,841/month
- 🚗 **Transportation:** \$1,246/month
- 🏥 **Health care:** \$1,035/month
- 🛒 **Other necessities:** \$1,057/month
- 🏠 **Taxes:** \$1,025/month

What it costs for Family of 2 in San Francisco County (CA)

\$148,624

per year

\$12,385

per month

- 🏠 **Housing:** \$3,275/month
- 🍽️ **Food:** \$1,197/month
- 👶 **Child care:** \$1,692/month
- 🚗 **Transportation:** \$892/month
- 🏥 **Health care:** \$1,493/month
- 🛒 **Other necessities:** \$1,620/month
- 🏠 **Taxes:** \$2,216/month

What it costs for Family of 2 in Bronx County (NY)

\$115,612

per year

\$9,634

per month

- 🏠 **Housing:** \$1,675/month
- 🍽️ **Food:** \$839/month
- 👶 **Child care:** \$2,688/month
- 🚗 **Transportation:** \$538/month
- 🏥 **Health care:** \$1,518/month
- 🛒 **Other necessities:** \$911/month
- 🏠 **Taxes:** \$1,465/month

PAYING FOR YOUR FUTURE

Instructions:

Talk to your student about what salary they can earn based on their education choices.



Bachelor's (4yrs +)

\$75,700

Example Jobs:

- Engineering
- Pharmacist
- Architect



Associate's (2yrs +)

\$49,700

- Dental Hygienist
- Medical Assistant
- Paralegal



HS Diploma

\$44,700

- Taxi Driver
- Restaurant Cook
- Delivery Truck Driver

Instructions:

It is important for students to understand the financial connection to their desired careers. Keep track of their learning by filling out each box.

Example:

Career of interest: Medical Assistant Annual Income: \$40,000/year

Education requirements: 2-year degree



Planning for the Future

Careers of Interest

Possible Annual Income

Educational Requirements

(2yr/4yr Degree, Certification)



Don't forget to go back to the slides in each section to guide you.

**What path will
you take?**



Instructions:

Tell your student ...

**Many people think the path to success is a straight line.
But often it looks like this:**



**It's ok to try new things, it's all valuable experience.
You will get there.**



Now that you know what you want, what are your options?

Instructions:


Talk to your student about their educational choices.




Next steps after high school

Instructions:

Let's talk about what you will need to make an education and career action plan.




Who can help while you're in high school?



What information do you need?



How much will it cost?



What else do you need to get started?



Once you're there, how do you find support?



YOUR FUTURE!



Instructions:

Now that your student has thought about what path they might take, help them put together a plan of action.



What Path Will You Take? Next Steps After High School:

Who can help you?

What info do you need?

How much will it cost?



Don't forget to go back to the slides in each section to guide you.

Ready Washington is deeply grateful to the parents and students who contributed their time, experiences, and insights to this project. The group reviewed the tool multiple times and provided feedback about the text and visuals based on their lived expertise.

**Thank,
you!**

Rima Aljafar
Maria Socorro Campos
Gladis Clemente
Mazin Ghanim
Christelle Mbotika
David Nzuzi
Gloria Ramirez Santiago
Tool Design by Allina Hakim

Facilitation by Alma Villegas, AV Consulting



For more information



Scan the QR code or visit
www.readywa.org

READY WA

Contact:

Ingrid Stegemoeller

Ready WA Communications Director

ingrid@partnership4learning.org

READY WA

FAMILY CONVERSATIONS ABOUT THE FUTURE PLANNING WORKSHEET

Student Name: _____

Instructions: PARENTS - Use this worksheet with your student(s) to keep track of their progress and needs.

1 Starting the Conversation:
What do you like to do? How do you spend your time?



2 Connecting Student Interests to Careers:

<i>Interests</i>	<i>Careers connected to these interests</i>



3 Exploring Relationships:

<i>Who supports you?</i> <small>Ex: Family, teachers, faith, community, etc.</small>	<i>Ask them about their jobs - what do they like about it?</i> <i>What would they change?</i>



4 Planning for the Future:

<i>Careers of Interest</i>	<i>Possible Annual Income</i>	<i>Educational Requirements</i> <small>(2yr/4yr Degree, Certification)</small>



5 What Path Will You Take? Next Steps After High School:

<i>Who can help you?</i>	<i>What info do you need?</i>	<i>How much will it cost?</i>

